


VIEW A

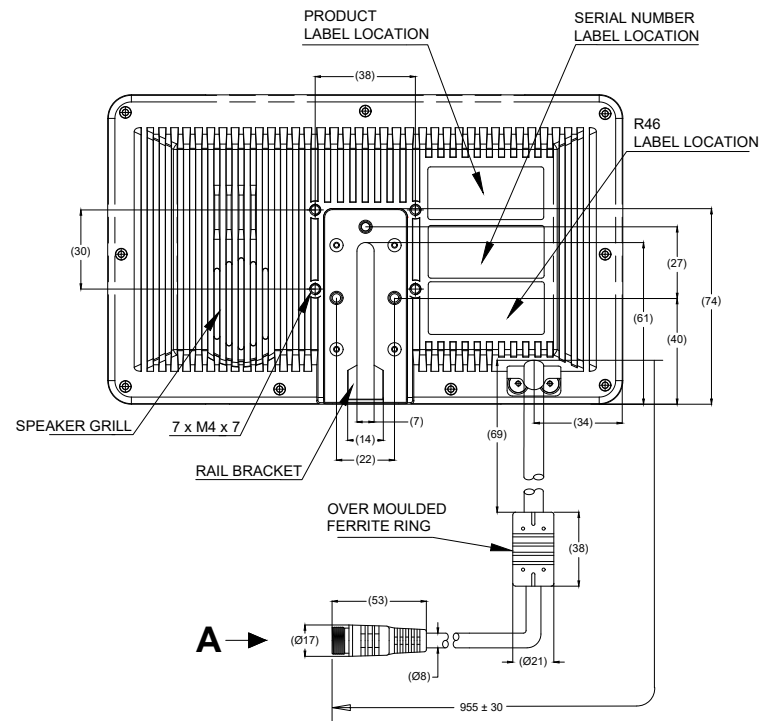
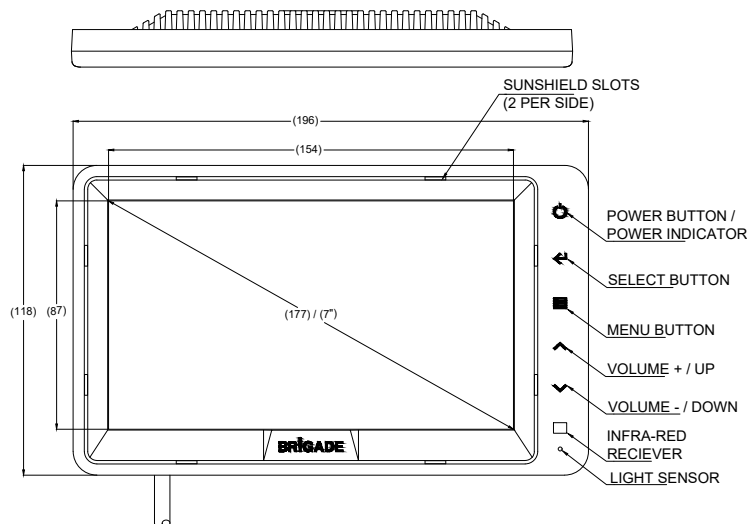
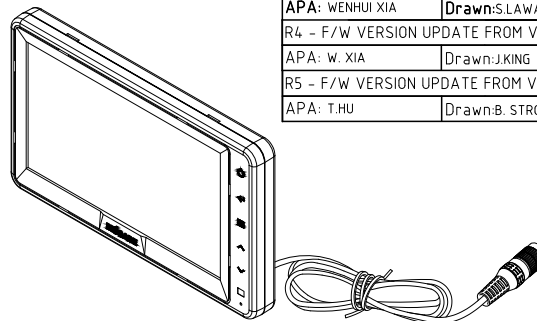


22 PIN FEMALE MATING FACE

PIN#	DESCRIPTION	COLOUR
1	+12/24V	RED
2	TRIGGER 3	WHITE/BLACK
3	TRIGGER 2	BLUE
4	TRIGGER 4	BROWN
5	TRIGGER 1	LIGHT BLUE
6	GROUND	SHIELD
7	CA1 VIDEO	YELLOW
8	CA1 AUDIO	WHITE/YELLOW
9	CA1 +12V	LIGHT RED
10	CA2 VIDEO	WHITE
11	CA2 AUDIO	PURPLE
12	GROUND	SHIELD
13	CA2 +12V	WHITE/RED
14	CA3 +12V	WHITE/GREEN
15	CA4 VIDEO	ORANGE
16	CA4 AUDIO	LIGHT GREEN
17	CA4 +12V	GREEN
18	CA3 VIDEO	WHITE/ORANGE
19	CA3 AUDIO	WHITE/BLUE
20	TRIGGER 5	WHITE/LIGHT GREEN
21	GROUND	SHIELD
22	GROUND	SHIELD
SHELL	GROUND	BLACK

Revision Notes.

R3 - F/W VERSION UPDATE FROM V1.4 TO V1.6 & R46 LABEL LOCATION ADDED AS PER ECR CR-A1039				
APA: WENHUI XIA	Drawn:S.LAWAL	Checked:L.CHEUNG	Approved:A.KEBEDE	Date: 10/01/24
R4 - F/W VERSION UPDATE FROM V1.6 TO V1.8 AS PER ECR CR-A1102				
APA: W. XIA	Drawn:J.KING	Checked:D. FOALE	Approved:R. PENTLEY	Date: 06/01/25
R5 - F/W VERSION UPDATE FROM V1.8 TO V2.2 AS PER ECR CR-A1118				
APA: T.HU	Drawn:B. STROHMER	Checked:D. FOALE	Approved:A. KEBEDE	Date: 11/02/25



- NOTES:
1. COLOUR OF CONNECTOR A IS BLACK.
 2. REFER TO "PRODUCT SPECIFICATION" FOR MORE DETAILS.
 3. FOR LABEL AND PACKAGING DETAIL REFER TO THE LATEST VERSION OF THE MASTER BOM.
 4. FIRMWARE VERSION BE-VBV-770HFM-V2.2 TO BE PRELOADED TO THE MAIN BOARD. & FIRMWARE VERSION ATINY1616-HD727-V10 TO BE PRELOADED TO THE KEYPAD BOARD DURING MANUFACTURE.
 5. MATERIAL: ABS PLASTIC (FRONT HOUSING) AND ALUMINIUM ALLOY (REAR HOUSING AND BLANKING PLATE).
 6. KEYPAD BUTTONS / SYMBOLS & EMBOSSED LOGO TO BE WHITE, INFRA-RED RECEIVER WINDOW TO BE TRANSLUCENT.
 7. FINISH: BLACK SOFT TOUCH PAINT (FRONT HOUSING) AND MATTE BLACK PAINT (REAR HOUSING AND BLANKING PLATE).
 8. FERRITE SPECIFICATION: 100Ω @ 25MHz, 200Ω @ 100MHz.



PROPRIETARY NOTICE
THIS DESIGN AND TECHNICAL INFORMATION APPEARING ON THIS DRAWING IS THE PROPERTY OF BRIGADE ELECTRONICS, AND IS DISCLOSED IN CONFIDENCE. IT IS NOT TO BE COPIED, REPRODUCED, REVEALED TO OR EXPROPRIATED BY OTHERS, EITHER IN WHOLE OR IN PART WITHOUT THE EXPRESS WRITTEN CONSENT OF BRIGADE ELECTRONICS.

BRIGADE
www.brigade-electronics.com

Assembly Pl Approval Y.ZHANG	Approved by R.PENTLEY	Checked by S.GOVENDER	Drawn by S.LAWAL
Angle of Projection 	Units mm	Scale N/A	Released 04/11/22
Third Angle	Status RELEASED	VBV-770HFM-M	
	Part No 7205	BE-004706-05-22	